






# Tenant Bike Parking Access in Your Building

Does your building support tenants who bike to work? In San Francisco, the **Tenant Bicycle Parking in Existing Commercial Buildings Ordinance** encourages commuting to work by bicycle and requires commercial property owners to allow tenants to bring their bicycles into their building, or designated area.

Here is how you can easily comply:

- 1** Allow tenants to bring their bicycles into the building without restriction.  **Great! No further action necessary.**
- 2** Allow tenants to bring their bicycles into the building, but have some rules on bicycle storage and transport.  **The next step is to fill out a Bicycle Access Plan at: [SFEnvironment.org/BikeAccess](https://SFEnvironment.org/BikeAccess)**
- 3** I do not allow my tenants to bring their bicycles into the building because there is covered, no-cost, off-site bicycle parking available to them within 750 ft of my building.  **Fill out an Exception Form at: [SFEnvironment.org/BikeAccess](https://SFEnvironment.org/BikeAccess)**

If you believe your building's elevators may not accommodate bicycles due to substantial safety risks, please call CommuteSmart at (415) 355-3727 or email [CommuteSmart@sfgov.org](mailto:CommuteSmart@sfgov.org).



**SF Environment**  
Our home. Our city. Our planet.  
A Department of the City and County of San Francisco

**Commute safely.**  
**Commute together.**  
**CommuteSmart**

[CommuteSmart@sfgov.org](mailto:CommuteSmart@sfgov.org)  
(415) 355-3727  
[SFEnvironment.org/BikeAccess](https://SFEnvironment.org/BikeAccess)